

Dell EMC D-PEMX-DY-23

Dell Technologies PowerEdge MX Modular Deploy 2023

Questions And Answers PDF Format:

For More Information – Visit link below:

<https://www.certsgrade.com/>

Version = Product



Latest Version: 6.0

Question: 1

A system administrator wants to disable Lockdown Mode. Which interface should be used?
Response:

- A. iSM Interface
- B. iDRAC UI
- C. TPM Interface
- D. BIOS

Answer: B

Question: 2

A customer would like to periodically change the iDRAC root password on all the servers in their MCM Group. What feature in OME-M should they use?
Response:

- A. SupportAssist
- B. Resource Pools
- C. Quick Deploy
- D. Chassis Deployment Wizard

Answer: C

Question: 3

To which component can a firmware update be applied without affecting any applications running on the server?
Response:

- A. NIC
- B. RAID Controller
- C. BIOS
- D. iDRAC

Answer: D

Question: 4

What type of power cord connects to the PSU side of a PowerEdge MX7000?

Response:

- A. C13
- B. C15
- C. C15
- D. C21

Answer: D

Question: 5

Which ports will be active in an MX9116n FSE if there are dual-port NICs in all the server sleds?

Response:

- A. even-numbered server-facing ports
- B. server-facing ports 9–16
- C. odd-numbered server-facing ports
- D. server-facing ports 1–8

Answer: C

Question: 6

How are double-width compute sleds on the MX7000 numbered from the front?

Response:

- A. As 1, 3, 5, and 7, top to bottom
- B. From 1 to 8, left to right
- C. From 1 to 8, top to bottom
- D. As 1, 3, 5, and 7 left to right

Answer: D

Question: 7

When a SAS IOM is power cycled, how much time does it take for the storage-IOM to display mapping information?

Response:

- A. 300 seconds
- B. 400 seconds
- C. 500 seconds
- D. 600 seconds

Answer: A

Question: 8

In SmartFabric mode, what is the recommended maximum number of VLANs per server port on an MX7000 switch?

Response:

- A. 256
- B. 512
- C. 1024
- D. 1536

Answer: B

Question: 9

A customer wants to change the switch operating mode from SmartFabric mode to Full Switch mode. After deleting the fabric in OME-M, what configuration is retained on the switch?

Response:

- A. admin password, hostname, management IP Address, and the VLT domain configuration
- B. admin password, hostname, and management IP Address
- C. admin password, hostname, management IP Address, and all port breakout configuration
- D. admin password, hostname, management IP Address, and the VLAN database

Answer: B

Question: 10

An administrator is receiving notifications about insufficient power for a PowerEdge MX7000 chassis. The chassis is fed from two different power grids. What is the best policy to maximize power and maintain uptime?









Response:

- A. PSU Pairing
- B. Grid Redundancy
- C. PSU Redundancy
- D. No Redundancy

Answer: D

For More Information – **Visit link below:**
<https://www.certsgrade.com/>

PRODUCT FEATURES

-  **100% Money Back Guarantee**
-  **90 Days Free updates**
-  **Special Discounts on Bulk Orders**
-  **Guaranteed Success**
-  **50,000 Satisfied Customers**
-  **100% Secure Shopping**
-  **Privacy Policy**
-  **Refund Policy**

16 USD Discount Coupon Code: NB4XKTMZ

