

VMware 2V0-41.24

VMware NSX 4.X Professional V2

Questions And Answers PDF Format:

For More Information – Visit link below:

<https://www.certsgrade.com/>

Version = **Product**



Latest Version: 7.0

Question: 1

What is the VMware recommended way to deploy a virtual NSX Edge Node?

- A. Through the NSX UI
- B. Through automated or interactive mode using an ISO
- C. Through the vSphere Web Client
- D. Through the OVF command line tool

Answer: B

Explanation:

VMware recommends deploying a virtual NSX Edge Node using an ISO in either automated or interactive mode. This method provides flexibility and ensures that the NSX Edge node is deployed properly with all the necessary configurations. Using an ISO allows for a more streamlined and controlled deployment process, especially in larger environments.

Question: 2

Which three selections are capabilities of Network Topology? (Choose three.)

- A. Display how the different NSX components are interconnected.
- B. Display the VMs connected to Segments.
- C. Display how the Physical components are interconnected.
- D. Display the uplinks configured on the Tier-1 Gateways.
- E. Display the uplinks configured on the Tier-0 Gateways.

Answer: A, B, C

Explanation:

Display how the different NSX components are interconnected.

Network Topology in NSX provides a visual representation of how different NSX components (like Edge nodes, Logical Routers, and other NSX components) are interconnected.

Display the VMs connected to Segments.

It also allows you to see which VMs are connected to specific segments (logical switches).

Display how the Physical components are interconnected.

The Network Topology view includes information about how physical network components are connected, providing a comprehensive overview of both the virtual and physical networking infrastructure.

Question: 3

An NSX administrator has deployed a single NSX Manager node and will be adding two additional nodes to form a 3-node NSX Management Cluster for a production environment. The administrator will deploy these two additional nodes and Cluster VIP using the NSX UI.

What two are the prerequisites for this configuration? (Choose two.)

- A. The cluster configuration must be completed using API.
- B. All nodes must be in the same subnet.
- C. All nodes must be in separate subnets.
- D. A compute manager must be configured.
- E. NSX Manager must reside on a Windows Server.

Answer: B, D

Explanation:

For a 3-node NSX Manager cluster, all nodes must be within the same subnet to ensure proper communication and functionality between them.

A compute manager must be configured before adding nodes to the cluster, as it provides the necessary integration between the NSX Manager and the underlying virtualization infrastructure (such as vSphere or vCenter).

Question: 4

Which two commands does an NSX administrator use to check the IP address of the VMkernel port for the Geneve protocol on the ESXi transport node? (Choose two.)

- A. net-dvs
- B. esxcfg-nics -l
- C. esxcli network ip interface ipv4 get
- D. esxcfg-vmknics -l
- E. esxcli network nic list

Answer: C

Explanation:

The esxcli network ip interface ipv4 get command is used to display the IP address configuration of the VMkernel network interfaces, including those used for the Geneve protocol.

The esxcfg-vmknics -l command lists all VMkernel network interfaces, including their IP addresses, which can help identify the VMkernel port for the Geneve protocol.

Question: 5

Which two are supported by L2 VPN clients? (Choose two.)

- A. NSX Autonomous Edge
- B. NSX Edge

- C. NSX for vSphere Edge
- D. 3rd party Hardware VPN Device

Answer: B, D









Explanation:

The NSX Edge supports L2 VPN (Layer 2 VPN) functionality, which allows it to connect different Layer 2 networks over an IP transport.

Third-party hardware VPN devices can also be used as L2 VPN clients, providing connectivity between different Layer 2 networks through an external device.

For More Information – **Visit link below:**
<https://www.certsgrade.com/>

PRODUCT FEATURES

-  **100% Money Back Guarantee**
-  **90 Days Free updates**
-  **Special Discounts on Bulk Orders**
-  **Guaranteed Success**
-  **50,000 Satisfied Customers**
-  **100% Secure Shopping**
-  **Privacy Policy**
-  **Refund Policy**

16 USD Discount Coupon Code: NB4XKTMZ

