

Healthcare NCPCT

NCCT National Patient Care Technician (NCPCT)

Questions And Answers PDF Format:

For More Information – Visit link below:

<https://www.certsgrade.com/>

Version = Product



Latest Version: 6.0

Question: 1

Information found on a prescription will include all of the following EXCEPT:

- A. number of doses to be dispensed
- B. patient name
- C. number of refills
- D. physician's date of birth

Answer: D

Explanation:

When considering the information typically found on a prescription, it's important to understand what details are essential for the prescription to be valid and why certain information, while seemingly important, is not included. *P1* A standard prescription will include several key pieces of information: the patient's name and sometimes their address, the date the prescription was written, the medication prescribed along with its dosage and quantity, directions for how the patient should take the medication, the prescriber's name and often their professional contact information, the number of refills allowed (if any), and the prescriber's signature. Additionally, for controlled substances, the prescriber's DEA (Drug Enforcement Administration) number must also be included. This number is used to track the prescribing and dispensing of controlled substances and to prevent abuse and illegal distribution. *P2* However, the physician's date of birth is not included on a prescription. This piece of information, while personal and specific to the physician, does not contribute to the efficacy or legality of the prescription process. The inclusion of a physician's date of birth on prescriptions does not serve a practical purpose in the context of patient care or medication management. Instead, it could increase the risk of identity theft or misuse if prescriptions were to be mishandled or misplaced. *P3* The primary focus of the information on a prescription is to ensure that the patient receives the correct medication, that the medication is appropriate and legal, and that there's accountability for the prescription's issuance and dispensation. The physician's date of birth does not facilitate any of these objectives. Therefore, it remains an unnecessary detail on a prescription form, emphasizing the privacy and professional focus required in medical documentation.

Question: 2

What is meant by the "Rh factor" in blood?

- A. It is used to help the blood clot.
- B. It is an enzyme that breaks down wastes.
- C. It is an antigen that affects a person's blood type.
- D. It is a component that transports oxygen.

Answer: C

Explanation:

The "Rh factor," also known as the Rhesus factor, is a specific protein found on the surface of red blood cells. It is considered an antigen because it is a substance that can trigger an immune response if it is foreign to the body. This factor plays a crucial role in determining a person's blood type and is a key component in the blood typing system alongside the ABO blood group antigens.

Individuals who have the Rh antigen are classified as "Rh-positive" (Rh+). This means that their red blood cells carry the Rh protein. On the other hand, those who do not have the Rh antigen are classified as "Rh-negative" (Rh-). The presence or absence of this factor is hereditary, determined by specific genes inherited from the parents.

The importance of the Rh factor becomes particularly evident in medical situations such as blood transfusions and pregnancy. For example, if an Rh-negative individual receives blood from an Rh-positive donor, their immune system may recognize the Rh protein as foreign and develop antibodies against it, leading to potential complications such as hemolytic reactions. Similarly, in pregnancy, if an Rh-negative mother is carrying an Rh-positive baby, her body might produce antibodies that can cross the placenta and attack the fetus's red blood cells, causing hemolytic disease of the newborn (HDN). Therefore, understanding the Rh factor is vital not only for safe blood transfusions but also for managing Rh incompatibility in pregnancy. Blood type testing, which includes determining the Rh status, is a routine part of prenatal care and pre-transfusion testing to ensure compatibility and prevent adverse reactions.

Question: 3

What test does NOT have a control limit?

- A. Quantitative.
- B. Quality control.
- C. Qualitative.
- D. Quality assurance.

Answer: C

Explanation:

The question pertains to types of tests that do not incorporate control limits. To clarify, it's important to differentiate between quantitative and qualitative tests, as these terms are key to understanding the context and answer.

Quantitative tests are those that measure and provide results in numerical values or quantities. Examples include measurements of concentration, volume, or intensity levels in various scientific, medical, or engineering contexts. The specificity of quantitative tests often necessitates precise controls and calibration, as well as the establishment of thresholds or limits to ascertain acceptable ranges for results. These thresholds or control limits are critical for ensuring the accuracy and reliability of test outcomes.

However, the assertion here is that "Quantitative tests are determined by the lab director and do not have control limits." This statement might be misleading. Generally, quantitative tests do have control limits, which are essential for maintaining the quality and reliability of the test results. These limits help in identifying when a process is out of control or when there is a significant deviation from expected outcomes, which could compromise the test's integrity.

On the other hand, qualitative tests are different in that they are typically binary or descriptive and not measured on a numerical scale. Examples include tests that determine the presence or absence of a substance, the color of a material, or the appearance of a specific reaction. In qualitative tests, the results are often subjective and do not usually require numeric-specific control limits. Instead, they rely on the presence or absence of a characteristic, state, or condition, which doesn't fit into the framework of control limits as understood in a quantitative context.

Therefore, if any type of test were to not have control limits, it would more likely be qualitative tests, due to their non-numerical nature. The initial confusion in the repeated statements about quantitative tests lacking control limits could stem from a misunderstanding or incorrect information. It is crucial in scientific and lab-based contexts to have clear, accurate information about the methodologies and requirements of different types of tests, including an understanding of when and why control limits are employed.

Question: 4

Which of the following infection control methods includes using a surgical scrub containing chlorhexidine for hands?

- A. Sanitization.
- B. Handwashing.
- C. Disinfection.
- D. Sterilization.

Answer: B

Explanation:

The correct infection control method that includes using a surgical scrub containing chlorhexidine for hands is handwashing. Chlorhexidine is a chemical antiseptic and is effective against a range of microbial organisms. It is frequently used in medical settings to ensure that the hands of healthcare providers are as germ-free as possible, reducing the risk of transmitting infections to patients.

Handwashing, as described in the given options, typically involves a series of steps to effectively remove dirt, debris, and microorganisms from the hands. The process includes wetting hands with water, applying soap, and rubbing the hands together for at least 20 seconds. However, when a higher level of microbial control is required, such as in surgical settings or in certain healthcare procedures, a surgical scrub is used.

A surgical scrub is a more rigorous form of handwashing. It involves using an antiseptic agent, such as chlorhexidine, which has been shown to have broad-spectrum antimicrobial activity and a quick action time. The process of scrubbing with chlorhexidine often includes specific techniques and durations, such as scrubbing each part of the hands and arms up to the elbows for a prescribed period, usually several minutes, to ensure that all potential contaminants are removed.

Thus, while all the given options involve some form of handwashing, the use of a surgical scrub containing chlorhexidine specifically falls under enhanced handwashing procedures often required in medical or surgical contexts to achieve a higher level of disinfection. This is different from regular handwashing with soap and water, which, while effective for general hygiene, does not provide the same level of microbial control as a surgical scrub with chlorhexidine.

Question: 5

Which of the following is an important cultural consideration in communication with a patient?

- A. To prevent confusion, the Medical Assistant should discuss follow up appointment times with patients.
- B. The Medical Assistant should maintain eye contact with the patient at all times to convey her point.
- C. Speaking loudly will help patients better understand what you are saying.
- D. Communication with patients from other countries is a simple process.

Answer: A

Explanation:

An important cultural consideration in communication with a patient is understanding and respecting their cultural norms and practices. Cultural sensitivity can significantly impact the effectiveness of communication between healthcare providers and patients. Different cultures have different attitudes towards healthcare, time management, personal space, communication style, and eye contact, among other aspects.

For instance, in Native American and some Mexican cultures, time is perceived differently compared to Western norms. These cultures might view time as a more fluid concept, which can affect scheduling and punctuality expectations. This understanding is critical when discussing follow-up appointment times with patients from these backgrounds to ensure clarity and prevent confusion.

Furthermore, in countries like Cambodia and Laos, making prolonged direct eye contact is considered impolite and disrespectful. This is in contrast to many Western cultures where maintaining eye contact is often interpreted as a sign of honesty and attentiveness. Medical assistants and other healthcare providers need to be aware of these differences to avoid unintentional disrespect which can lead to discomfort and impaired patient-provider relationships.

Moreover, communication style, such as the tone and volume of speech, can also vary by culture. For example, speaking loudly might be interpreted as rude or aggressive in many cultures, whereas in others it might be seen as enthusiasm or engagement. It is advised to speak slowly and clearly when communicating with patients who are non-native speakers or from different cultural backgrounds, as this can aid in their understanding and processing of the information being conveyed.

Overall, communication with patients from diverse backgrounds is not a straightforward process—it requires sensitivity, awareness, and adaptability on the part of healthcare providers. By being culturally competent, medical assistants can ensure that all patients receive care in a manner that respects their cultural values and enhances their understanding, thereby improving healthcare outcomes.

Question: 6

The lipid profile is an important blood test. Which of the following is FALSE concerning this test?

- A. Total cholesterol and high density lipoprotein determinations are not significantly affected by food consumption prior to obtaining the blood test.
- B. Patients are not required to fast for a total lipid profile.

C. The lipid profile includes total cholesterol, triglycerides, high density lipoprotein, and low density lipoprotein.

D. The triglycerides and low density lipoprotein are significantly affected by food consumption prior to obtaining the blood test.

Answer: B

Explanation:

The lipid profile is a crucial blood test used to assess the levels of different types of fats in the blood, which can provide important information about heart health and the risk of developing cardiovascular disease. Here, we'll clarify which statement about the lipid profile is false.

The first statement that "Total cholesterol and high-density lipoprotein (HDL) determinations are not significantly affected by food consumption prior to obtaining the blood test" is true. Total cholesterol and HDL cholesterol levels remain relatively stable regardless of recent food intake, which is why some newer guidelines suggest that fasting is not always necessary before these components are tested.

The statement "Patients are not required to fast for a total lipid profile" is the one that is false.

Traditional guidelines recommend that patients should fast for 9 to 12 hours before a lipid profile test to ensure accurate measurements, particularly of triglycerides and low-density lipoprotein (LDL) cholesterol. When you eat, your body increases lipid production to digest the food, which can temporarily raise the levels of triglycerides and LDL in your bloodstream. This can result in inaccurate measurements of these components if the blood is tested soon after eating.

The third statement, "Cholesterol is a white, waxy, fat-like substance that is essential for normal functioning of the body. The lipid profile test is for all four components of cholesterol" is generally accurate. Cholesterol indeed is vital for various bodily functions, including the formation of cell membranes and hormone synthesis. The lipid profile typically measures total cholesterol, HDL cholesterol (often referred to as "good" cholesterol), LDL cholesterol (often referred to as "bad" cholesterol), and triglycerides.

Finally, "The triglycerides and low-density lipoprotein are significantly affected by food consumption prior to obtaining the blood test" is also true. As mentioned earlier, eating can elevate the levels of triglycerides and LDL cholesterol, which is why fasting is important to get a clear picture of these levels without the temporary influence of recent food intake.

In summary, the false statement regarding the lipid profile test is that patients are not required to fast for a total lipid profile. In fact, fasting is necessary to accurately measure certain components of the lipid profile, notably triglycerides and LDL cholesterol.

Question: 7

What is upper respiratory tract?

- A. Trachea, bronchi, and lungs.
- B. Trachea, larynx, and pharynx.
- C. Nose, larynx, pharynx.
- D. Larynx, nose , lungs.

Answer: C

Explanation:

The upper respiratory tract is an essential component of the respiratory system, primarily responsible for the intake of air, its filtration, warming, and humidification before it reaches the lungs. The structures that comprise the upper respiratory tract include the nose, pharynx, and larynx.

Starting with the nose, it is the primary entry point for air. The nasal cavity is lined with hair and mucus membranes that help filter out dust, pathogens, and other particulate matter from the air. This filtration is crucial for protecting the more sensitive components of the respiratory system deeper within the body. Additionally, the nasal passage is responsible for warming and humidifying the air, adjusting it closer to body temperature and moisture levels, which are less irritating and more suitable for delicate lung tissues.

The pharynx, or throat, is a muscular funnel-shaped tube that extends from the rear of the nasal cavities to the entrance of the larynx and esophagus. It serves as a pathway for both air and food, making it a critical component of both the respiratory and digestive systems. The pharynx is divided into three regions: the nasopharynx, oropharynx, and laryngopharynx, each serving distinct functions in the process of respiration and digestion.

The larynx, commonly known as the voice box, is located below the pharynx and above the trachea. It functions as a passageway for air and also houses the vocal cords, which vibrate to produce sound as air passes through them. The larynx plays a pivotal role in respiratory protection by acting as a valve that closes off the trachea during swallowing, thereby preventing food or liquid from entering the lungs.

The upper respiratory tract connects to the lower respiratory tract at the larynx. Below the larynx, the trachea marks the beginning of the lower respiratory tract, leading to further subdivisions including the bronchi and lungs. The lower tract is primarily responsible for the gas exchange process essential for respiration.

In summary, the upper respiratory tract — comprising the nose, pharynx, and larynx — forms the first line of defense against environmental pollutants and pathogens, while also conditioning the air to suit the requirements of the more sensitive lower respiratory structures. It seamlessly integrates with the lower respiratory tract to facilitate efficient breathing and protect the body from potential respiratory hazards.

Question: 8

What is the color of the right leg ECG wire?

- A. Brown.
- B. Red.
- C. Green.
- D. Black.

Answer: C

Explanation:

In electrocardiography (ECG or EKG), accurate placement of electrodes on the patient's body is crucial for obtaining reliable heart activity data. Each electrode is attached to a wire which is typically color-coded to avoid confusion and ensure that each electrode is correctly positioned according to the standardized ECG lead system.

In the United States, the established color coding for ECG electrode wires helps medical professionals quickly identify each electrode's correct placement. For the limb electrodes, which are part of the

standard setup used to measure the heart's electrical activity from different angles, specific colors are assigned to each limb. The right arm is usually connected to a white wire, the left arm to a black wire, the left leg to a red wire, and notably, the right leg is connected to a green wire.

It is important to note that these color standards can vary by country. For example, in Europe, the color coding system is different; the right leg is typically connected to a black wire, not green. This discrepancy underscores the necessity for medical personnel to be familiar with the color coding standards specific to their location to ensure proper ECG setup and accurate diagnostic results.

Thus, the correct answer to the question regarding the color of the right leg ECG wire in the United States is green. This standardized color coding is essential for the preparation and execution of an ECG test, aiding in the correct interpretation of cardiac rhythms and potential abnormalities.

Question: 9

FDA requirements and AABB standards for blood storage and transportation require that all refrigerators, freezers and platelet incubators must have all but which of the following?

- A. recording devices that monitor the temperature at least every 4 hours
- B. audible alarms that ensure response 24 hours a day
- C. regular alarm checks
- D. procedures that are written and given to all personnel and signed by all personnel, then posted with signatures in a clearly visible area

Answer: D

Explanation:

The FDA (Food and Drug Administration) and AABB (formerly known as the American Association of Blood Banks) have stringent guidelines and standards regarding blood storage and transportation to ensure the safety and viability of blood and blood components. These standards are crucial to preventing the deterioration and contamination of blood products, which are critical for patient care in medical facilities. The question posed relates to what is *not* specifically required by these standards for the equipment used in storing blood products, such as refrigerators, freezers, and platelet incubators.

Among the provided options, the correct answer is: "procedures that are written and given to all personnel and signed by all personnel, then posted with signatures in a clearly visible area." This option suggests a requirement for procedures to be posted visibly with signatures from all personnel, which is not stipulated by FDA or AABB standards. What is essential, however, is the existence of clear, written procedures regarding the operation and monitoring of these devices. These procedures must be accessible and understood by all relevant personnel to ensure compliance with the standards, but there is no requirement for these to be signed by all personnel or posted visibly in the work area.

Other critical requirements that are indeed part of the standards include: 1. ****Recording devices that monitor the temperature at least every 4 hours**** - This is crucial because maintaining the correct temperature is vital for preserving the integrity of blood products. Regular monitoring, with records, helps in verifying that the storage conditions are consistently within the required range. 2. ****Audible alarms that ensure response 24 hours a day**** - Alarms are necessary to alert staff immediately if there are deviations from the set conditions (such as temperature fluctuations), which could potentially compromise the blood products. These alarms must be operational at all times and capable of eliciting a prompt response to address any issues. 3. ****Regular alarm checks**** - Regular testing and maintenance

of the alarm systems are required to ensure they are functioning correctly and can perform their critical role in case of an emergency.

While all these measures are focused on safeguarding the quality and safety of blood products through proper storage and handling, the specific practice of having procedures signed and visibly posted by all personnel is not mandated. The emphasis is rather on the establishment and accessibility of comprehensive, written procedures that are implemented and understood by all relevant personnel to maintain the integrity and efficacy of blood handling and storage systems.

Question: 10

When the physician tells you a patient has edema, the Medical Assistant knows that:

- A. The patient will die.
- B. The patient is confused.
- C. The patient has swelling.
- D. The patient has heavy sweating.

Answer: D

Explanation:









When a Medical Assistant hears from a physician that a patient has edema, they understand that this specifically refers to swelling in the body. Edema occurs when an excess of fluid is trapped in the body's tissues. This fluid build-up can happen in any part of the body, though it often affects the hands, arms, feet, ankles, and legs. The swelling can vary from mild to severe and can be influenced by a variety of factors, including, but not limited to, heart failure, kidney disease, and chronic venous insufficiency. It's important to clarify that edema itself is not a disease but rather a symptom of an underlying health issue. Therefore, the presence of edema does not imply a terminal condition, although it requires investigation to determine the underlying cause. If a physician believed a patient's condition was life-threatening or terminal, other more specific terms would likely be used, such as "terminal" or "end-stage."

Additionally, edema should not be confused with other conditions that might have symptoms that superficially appear similar but are fundamentally different. For instance, confusion in patients is typically related to neurological or cognitive issues and might lead a physician to discuss conditions like dementia. Similarly, excessive sweating would not be described as edema but might be referred to as diaphoresis, related to entirely different clinical concerns.

Understanding these distinctions helps the Medical Assistant in effectively communicating with both the healthcare team and the patient, ensuring clarity in the understanding of the patient's condition. It also aids in the appropriate management of the patient's care, guiding necessary tests or treatments that address the cause of the edema rather than just the symptom itself.

For More Information – **Visit link below:**
<https://www.certsgrade.com/>

PRODUCT FEATURES

-  **100% Money Back Guarantee**
-  **90 Days Free updates**
-  **Special Discounts on Bulk Orders**
-  **Guaranteed Success**
-  **50,000 Satisfied Customers**
-  **100% Secure Shopping**
-  **Privacy Policy**
-  **Refund Policy**

16 USD Discount Coupon Code: NB4XKTMZ



Visit us at: <https://www.certsgrade.com/pdf/ncpct>