

Juniper

JN0-252
Mist AI, Associate

Questions And Answers PDF Format:

For More Information – Visit link below:
<https://www.certsgrade.com/>

Version = Product



Latest Version: 6.0

Question: 1

You are asked to configure Mist to send e-mail alerts to your organization administrators, who all have mailboxes that reside on the same e-mail server. Alerts are being generated and are visible in the Mist GUI, but only some administrators are receiving the alert emails. What is the problem in this scenario?

- A. The affected administrators have not enabled e-mail notifications in their Mist My Account settings.
- B. The user e-mail addresses are not correctly formatted.
- C. The organization does not have sufficient alert subscriptions.
- D. Your e-mail server is blocking e-mail from Mist.

Answer: A

Explanation:

Identify the Problem: Alerts are being generated and visible in the Mist GUI, but only some administrators receive the alert emails.

Possible Issues:

User email addresses not correctly formatted.

Email server blocking Mist emails.

Insufficient alert subscriptions.

Administrators not enabling email notifications.

Root Cause:

Since some administrators receive the alerts, email formatting and server blocking issues can be ruled out.

If alert subscriptions were insufficient, no administrators would receive the alerts.

The most likely cause is that the affected administrators have not enabled email notifications in their Mist My Account settings.

Resolution:

Ensure that all administrators have enabled email notifications in their Mist My Account settings.

Reference:

Mist Documentation on Notifications: [Mist Documentation](#)

Question: 2

You are troubleshooting a wireless client's issue and you suspect it is related to DHCP latency. In this scenario, which SLE should you review in the Mist UI?

- A. Capacity
- B. Time to Connect
- C. Throughput

D. Coverage

Answer: B

Explanation:

Identify the Problem: Suspected issue related to DHCP latency while troubleshooting a wireless client.

Understanding SLEs:

Capacity: Related to the number of clients and bandwidth.

Time to Connect: Measures the time taken for clients to connect, including DHCP latency.

Throughput: Measures the data transfer rate.

Coverage: Measures the signal strength and coverage area.

Selecting the Appropriate SLE:

Time to Connect is the relevant SLE as it includes metrics on DHCP latency, which affects the connection time.

Review the SLE:

Analyze the Time to Connect SLE to identify any latency issues with DHCP.

Reference:

Mist Documentation on SLEs: Mist Documentation

Question: 3

You have five clients on the network and 20 minutes of statistics for each client. In this scenario, how many user minutes does this equal?

- A. 100
- B. 20
- C. 80
- D. 120

Answer: A

Explanation:

Identify the Scenario: Five clients on the network and 20 minutes of statistics for each client.

Calculation:

User Minutes = Number of Clients × Duration of Statistics.

User Minutes = 5 clients × 20 minutes per client.

User Minutes = 100.

Conclusion:

The total user minutes in this scenario is 100.

Reference:

Mist Documentation on User Minutes: Mist Documentation

Question: 4

Which Radio Resource Management (RRM) changes are only made once a day between 2:00 AM and 3:00 AM local time?

- A. channel and power settings across a site based on long-term statistics and baselines
- B. RF template changes to channel width
- C. channel and power level changes triggered by SSID scheduling
- D. channel and power level changes triggered by DFS events

Answer: A

Explanation:

Identify the Changes: Radio Resource Management (RRM) changes and their timings.

RRM Changes:

Channel and power settings based on long-term statistics.

RF template changes to channel width.

Changes triggered by SSID scheduling.

Changes triggered by DFS events.

Timing of Changes:

Long-term RRM changes to channel and power settings are typically scheduled once a day to avoid disrupting network performance.

Conclusion:

Channel and power settings across a site based on long-term statistics and baselines are made once a day between 2:00 AM and 3:00 AM local time.

Reference:

Mist Documentation on RRM: Mist Documentation

Question: 5

which two statements are correct? (Choose two.)

- A. You will need to log in to Mist every 60 minutes as long as you are viewing this organization.
- B. You will need to log in to Mist every 60 minutes regardless of which organization you are viewing
- C. To stay logged in, you will need to perform an action in Mist every 10 minutes as long as you are viewing this organization.
- D. To stay logged in, you will need to perform an action in Mist every 10 minutes regardless of which organization you are viewing.

Answer: A C

Explanation:

Identify the Statements:

Login frequency and actions needed to stay logged in.

Login Policies:

Users need to log in to Mist every 60 minutes if viewing a specific organization.

To stay logged in, users need to perform an action every 10 minutes within the organization.

Correct Statements:

You will need to log in to Mist every 60 minutes as long as you are viewing this organization.

To stay logged in, you will need to perform an action in Mist every 10 minutes as long as you are viewing this organization.

Conclusion:









The correct answers are A and C.

Reference:

Mist Documentation on Login Policies: [Mist Documentation](#)

For More Information – **Visit link below:**
<https://www.certsgrade.com/>

PRODUCT FEATURES

-  **100% Money Back Guarantee**
-  **90 Days Free updates**
-  **Special Discounts on Bulk Orders**
-  **Guaranteed Success**
-  **50,000 Satisfied Customers**
-  **100% Secure Shopping**
-  **Privacy Policy**
-  **Refund Policy**

16 USD Discount Coupon Code: **NB4XKTMZ**



Visit