

Scaled Agile

SP-SAFe-Practitioner
SAFe for Teams SP (6.0) - SAFe Practitioner

Questions And Answers PDF Format:

For More Information – Visit link below:
<https://www.certsgrade.com/>

Version = Product



Latest Version: 8.0

Question: 1

How does a team demonstrate progress?

- A. By presenting status slides
- B. By having the Product Owner verbally communicate to the stakeholders
- C. By showing the actual working product
- D. By showing screen shots of the product

Answer: C

Explanation:

According to the SAFe for Teams SP (6.0) - SAFe Practitioner handbook and study guide, one of the core values of SAFe is alignment, which means that everyone involved in the solution development has a common understanding of the vision, strategy, and goals. To achieve alignment, teams need to demonstrate progress by showing the actual working product to the stakeholders and getting feedback. This is done through the sync events such as the Team Demo and the System Demo, where teams showcase the features and stories they have completed in the iteration or the PI. By showing the actual working product, teams can validate their assumptions, measure the value delivered, and identify improvement opportunities. Reference: Exam Study Guide: SP (6.0) - SAFe® Practitioner, SAFe® for Teams - Know Your Role on an Agile Team, SAFe for Teams | SAFe Practitioner (SP) Certification

Question: 2

What is one responsibility of the Scrum Master?

- A. To prioritize the Team's Backlog
- B. To define the tasks and assign owners
- C. To remove impediments in order to help protect the team
- D. To facilitate the PI Planning session

Answer: C

Explanation:

The Scrum Master is a servant leader and coach for the Agile team. One of their main responsibilities is to remove impediments that hinder the team's progress and performance. Impediments can be anything that blocks the team from delivering value, such as technical issues, dependencies, conflicts, or lack of resources. The Scrum Master helps the team identify and resolve impediments as quickly as possible, and escalates them to the appropriate level if needed. By removing impediments, the Scrum Master helps the team stay focused, productive, and motivated. Reference: Exam Study Guide: SP (6.0) - SAFe® Practitioner, [Scrum Master]

Question: 3

Which two statements best describe elements of Continuous Delivery? (Choose two.)

- A. Development and test environments should be separate from production
- B. Automate testing Features and nonfunctional requirements
- C. Maintain manual deployment
- D. Maintain a staging environment that emulates production
- E. Deploy to staging every third Iteration

Answer: B D

Explanation:

Continuous Delivery is a set of practices that enable teams to release value to customers in short cycles, with high quality and low risk. One of the key practices of Continuous Delivery is to automate testing of Features and nonfunctional requirements, such as performance, security, and usability. This ensures that the code is always in a releasable state and reduces the feedback time and cost of defects. Another key practice of Continuous Delivery is to maintain a staging environment that emulates production, where the final integration, validation, and acceptance testing can take place before deployment. This reduces the risk of failures and errors in production and enables faster and more reliable releases. Reference: SAFe® for Teams - Know Your Role on an Agile Team, SAFe for Teams 6.0 (SP) Certification Training, SAFe for Teams | SAFe Practitioner (SP) Certification

Question: 4

What type of information can be easily seen in a cumulative flow diagram?

- A. Time to complete a Feature
- B. Team capacity
- C. Work in process across the team
- D. The number of defects that escape to production

Answer: C

Explanation:

cumulative flow diagram (CFD) is a visual tool that shows the amount of work in each stage of a process over time. It helps teams identify bottlenecks, work in progress (WIP), and the overall progress of a project or program increment (PI). By looking at the width of the bands in a CFD, teams can easily see how much work is in each workflow state at any given time. This allows them to monitor and optimize their flow of value delivery. Reference: Cumulative Flow Diagram SAFe: Complete Guide, Measure and Grow - Scaled Agile Framework

Question: 5

Which process guides the final approval for a release in SAFe?

- A. Release Governance
- B. Lean Portfolio Management
- C. Product Management
- D. Continuous Delivery Pipeline









Answer: A

Explanation:


Release Governance is the process that guides the final approval for a release in SAFe. It involves a set of roles and responsibilities that ensure the quality, compliance, and fitness for purpose of the solution before it is released to customers. Release Governance also coordinates the timing and frequency of releases based on market demand and business needs. Release Governance is part of the Release on Demand aspect of the Continuous Delivery Pipeline, which is the fourth and last element in the four-part pipeline of Continuous Exploration, Continuous Integration, Continuous Deployment, and Release on Demand. Reference: Release on Demand - Scaled Agile Framework, SAFe for teams 93% Flashcards | Quizlet, Release on Demand - SAFe 4.5 Reference Guide: Scaled Agile Framework ...

For More Information – **Visit link below:**
<https://www.certsgrade.com/>

PRODUCT FEATURES

-  **100% Money Back Guarantee**
-  **90 Days Free updates**
-  **Special Discounts on Bulk Orders**
-  **Guaranteed Success**
-  **50,000 Satisfied Customers**
-  **100% Secure Shopping**
-  **Privacy Policy**
-  **Refund Policy**

16 USD Discount Coupon Code: **NB4XKTMZ**



Visit