

# Scaled Agile SAFe-SASM

**SAFe Advanced Scrum Master**

Questions And Answers PDF Format:

For More Information – Visit link below:  
<https://www.certsgrade.com/>

*Version* = Product



# Latest Version: 6.0

## Question: 1

What are two timestamps required to measure lead time when using a Team Kanban board? (Choose two.)

- A. When the Story is released to users and validated
- B. When the Story is deployed
- C. When the Agile Team pulls a Story onto the board
- D. When the Story is accepted by the Product Owner
- E. When the team completes validation of the Story

**Answer: C, D**

Explanation:

In SAFe (Scaled Agile Framework), lead time is an essential metric used to measure the efficiency and effectiveness of a process. Lead time is defined as the total time it takes for a work item to move through the entire process from the moment it is initiated until it is completed. To measure lead time accurately using a Team Kanban board, two specific timestamps are crucial:

When the Agile Team pulls a Story onto the board (Timestamp C):

This is the starting point of the lead time. It marks the moment when the team commits to working on a particular story by pulling it into the workflow. This action indicates that the story is now in progress and the clock starts ticking from this point.

When the Story is accepted by the Product Owner (Timestamp D):

This is the endpoint of the lead time. It signifies that the story has been completed to the satisfaction of the team and has met the acceptance criteria defined by the Product Owner. When the Product Owner accepts the story, it indicates that the work is done and the lead time measurement stops.

These two timestamps effectively capture the duration a story takes to go through the development process, providing valuable insights into process efficiency and identifying areas for improvement.

SAFe Scrum Master Reference

SAFe Advanced Scrum Master learning materials

SAFe 5.0 Scrum Master Certification resources

The 2020 Scrum Guide: Scrum Guide 2020

This information aligns with the principles and practices outlined in the SAFe framework and the Scrum Guide, ensuring a comprehensive understanding of lead time measurement within a Team Kanban board context.

## Question: 2

Which two events provide opportunities for the team to collaborate? (Choose two.)

- A. Iteration Planning

- B. Portfolio Sync
- C. Solution Demo
- D. Pre-PI Planning
- E. Backlog refinement

**Answer: A, E**

Explanation:

Iteration Planning:

Purpose: Iteration Planning is a crucial event where the team collaborates to determine what will be delivered in the upcoming iteration and how the work will be accomplished. The entire team, including the Scrum Master, Product Owner, and Developers, come together to plan the iteration's work.

Process:

The Product Owner presents the prioritized backlog items to the team.

The team discusses each item, clarifies any ambiguities, and breaks down the items into tasks.

The team estimates the effort required for each task and commits to what they believe can be achieved in the iteration.

Outcome: A detailed iteration plan that includes the selected backlog items and a clear understanding of the tasks and responsibilities for each team member.

Backlog Refinement:

Purpose: Backlog Refinement (also known as Grooming) is an ongoing process where the team and the Product Owner collaborate to review and update the backlog. This ensures that the backlog is in good shape for future iteration planning.

Process:

The team reviews the items in the backlog to ensure they are well understood and ready for future iterations.

The Product Owner provides context and clarifications for each backlog item.

The team discusses the requirements, refines the acceptance criteria, and estimates the effort required for each item.

The backlog items are prioritized based on their value and urgency.

Outcome: A well-maintained and prioritized backlog that facilitates effective and efficient iteration planning.

SAFe Scrum Master Reference:

Iteration Planning:

SAFe Advanced Scrum Master training materials emphasize the importance of Iteration Planning as a key event for team collaboration, ensuring everyone is aligned on the iteration goals and tasks.

2020 Scrum Guide: The Iteration Planning section outlines the collaborative nature of this event and its role in setting the stage for successful iterations .

Backlog Refinement:

In the SAFe framework, Backlog Refinement is highlighted as an essential activity to maintain a healthy backlog, allowing the team to prepare for future iterations effectively.

Scrum Open: This document discusses the significance of Backlog Refinement in fostering team collaboration and ensuring the backlog is well-groomed and ready for planning .

**Question: 3**

Which statement is true about batch size, lead time, and utilization?

- A. Higher team member utilization leads to longer lead times
- B. There is no direct relationship between lead time and utilization
- C. As batch size increases, lead time decreases
- D. There is no direct relationship between lead time and batch size

**Answer: A**

Explanation:

Utilization refers to the percentage of a team's capacity that is being used. When team members are highly utilized (i.e., their capacity is nearly fully booked), it often leads to longer lead times. This is because:

High utilization reduces the team's flexibility to handle new or unexpected work.

It can cause bottlenecks as individuals or teams become overburdened with tasks.

There is less room for managing variability, leading to delays and increased cycle times.

In contrast, lower utilization rates typically allow for more flexibility and quicker response times, reducing lead times. Therefore, higher utilization generally results in longer lead times due to increased bottlenecks and reduced capacity to handle new tasks efficiently.

SAFe Scrum Master Reference

SAFe Advanced Scrum Master learning materials

Principles of Lean-Agile development: optimizing flow by managing queue lengths and reducing batch sizes to improve lead times and throughput.

## Question: 4

How can a Scrum Master help the team remain focused on achieving their Iteration goals?

- A. By supporting the rules of the team process
- B. By leading a team's efforts in relentless improvements
- C. By eliminating impediments
- D. By exhibiting Lean-Agile Leadership

**Answer: C**

Explanation:

One of the key responsibilities of a Scrum Master is to help the team stay focused on their Iteration goals. This involves removing any obstacles or impediments that may hinder their progress. By eliminating impediments, the Scrum Master ensures that the team can work more efficiently and effectively, thereby maintaining their focus on achieving the goals set for the iteration.

Steps to eliminate impediments include:

Regularly communicating with the team to identify any obstacles they are facing.

Collaborating with stakeholders and other teams to resolve issues quickly.

Ensuring that any identified impediments are documented and tracked until they are resolved.

Facilitating problem-solving sessions and using techniques such as root cause analysis to address

underlying issues.

By proactively removing these barriers, the Scrum Master supports the team in maintaining a steady and uninterrupted workflow, which is crucial for meeting iteration goals.

SAFe Scrum Master Reference

SAFe Scrum Master Role and Responsibilities

The 2020 Scrum Guide: Scrum Guide 2020

Principles of Lean-Agile Leadership in SAFe: focusing on continuous improvement and supporting the team in overcoming obstacles.

## Question: 5

Which of the SAFe Core Values enables trust across the ART?

- A. Transparency
- B. Adaptation
- C. Built-in Quality
- D. Decentralized decision-making

**Answer: A**

Explanation:

SAFe Core Values are the fundamental beliefs that guide behaviors and decision-making in SAFe (Scaled Agile Framework). They are critical for fostering a culture that supports Lean-Agile principles.

Transparency:

Definition: Transparency in SAFe means having an open and honest environment where everyone has access to the information they need. It involves making work visible to all stakeholders, sharing risks, and ensuring that everyone understands the status of the work.

Importance: Transparency enables trust across the Agile Release Train (ART) because it ensures that everyone is aware of what is happening, leading to informed decision-making and reducing misunderstandings. It builds a culture of openness and accountability.

SAFe Framework Reference: In SAFe, transparency is crucial for effective collaboration and alignment across teams and stakeholders. It ensures that progress, challenges, and changes are communicated openly, fostering trust and collective problem-solving.









SAFe Scrum Master Reference:

SAFe training materials emphasize the importance of transparency as a core value that underpins trust and collaboration within and across teams.

The SAFe website and guides detail how transparency is implemented through various practices like visual management, open communication, and regular feedback loops.

For More Information – **Visit link below:**  
<https://www.certsgrade.com/>

## PRODUCT FEATURES

-  **100% Money Back Guarantee**
-  **90 Days Free updates**
-  **Special Discounts on Bulk Orders**
-  **Guaranteed Success**
-  **50,000 Satisfied Customers**
-  **100% Secure Shopping**
-  **Privacy Policy**
-  **Refund Policy**

**16 USD Discount Coupon Code: NB4XKTMZ**

