

Oracle 1Z0-1085-23

Oracle Cloud Infrastructure 2023 Foundations Associate

Questions And Answers PDF Format:

For More Information – Visit link below:

<https://www.certsgrade.com/>

Version = Product



Latest Version: 8.0

Question: 1

A company has developed an eCommerce web application In Oracle Cloud Infrastructure. What should they do to ensure that the application has the highest level of resilience?

- A. Deploy the application across multiple Regions and Availability Domains.
- B. Deploy the application across multiple Availability Domains and subnet.
- C. Deploy the application across multiple Virtual Cloud Networks.
- D. Deploy the application across multiple Availability Domains and Fault Domains.

Answer: A

Explanation:

For highest level of resilience you can deploy the application between regions and distribute on availability domain and fault domains.

Reference:

<https://www.oracle.com/cloud/iaas/faq.html>

Question: 2

You have a mission-critical application which requires to be globally available at all times. Which deployment strategy should you adopt?

- A. Use multiple Fault Domains In each Availability Domain in each Region.
- B. Use multiple Availability Domains In one Region.
- C. Use multiple Fault Domains In one Region.
- D. Use multiple Fault Domains in any Availability Domain in multiple Regions.

Answer: A

Explanation:

Oracle Cloud Infrastructure is hosted in regions and availability domains. A region is a localized geographic area, and an availability domain is one or more data centers located within a region. A region is composed of one or more availability domains.

Regions are independent of other regions and can be separated by vast distances—across countries or even continents.

Availability domains are isolated from each other, fault tolerant, and very unlikely to fail simultaneously. Because availability domains do not share infrastructure such as power or cooling, or the internal availability domain network, a failure at one availability domain within a region is unlikely to impact the availability of the others within the same region.

Fault domain is a grouping of hardware and infrastructure within an availability domain. Each availability

domain contains three fault domains. Fault domains provide anti-affinity: they let you distribute your instances so that the instances are not on the same physical hardware within a single availability domain.

A hardware failure or Compute hardware maintenance event that affects one fault domain does not affect instances in other fault domains. In addition, the physical hardware in a fault domain has independent and redundant power supplies, which prevents a failure in the power supply hardware within one fault domain from affecting other fault domains.

Reference:

<https://docs.cloud.oracle.com/en-us/iaas/Content/General/Concepts/regions.htm>

Question: 3

Which Oracle Cloud Infrastructure service allows you to run code without provisioning any underlying infrastructure resources?

- A. Compute service
- B. Storage Gateway
- C. Oracle Container Engine for Kubernetes (OKE)
- D. Oracle Functions

Answer: C

Explanation:

Oracle Functions is a fully managed, multi-tenant, highly scalable, on-demand, Functions-as-a-Service platform. It is built on enterprise-grade Oracle Cloud Infrastructure and powered by the Fn Project open source engine. Use Oracle Functions (sometimes abbreviated to just Functions) when you want to focus on writing code to meet business needs.

The serverless and elastic architecture of Oracle Functions means there's no infrastructure administration or software administration for you to perform. You don't provision or maintain compute instances, and operating system software patches and upgrades are applied automatically. Oracle Functions simply ensures your app is highly-available, scalable, secure, and monitored. With Oracle Functions, you can write code in Java, Python, Node, Go, and Ruby (and for advanced use cases, bring your own Dockerfile, and Graal VM). You can then deploy your code, call it directly or trigger it in response to events, and get billed only for the resources consumed during the execution.

Reference:

<https://docs.cloud.oracle.com/en-us/iaas/Content/Functions/Concepts/functionsoverview.htm>

Question: 4

Which three methods can you use to create or modify Oracle Cloud Infrastructure (OCI) resources?

- A. REST APIs
- B. OCI desktop client
- C. Secure Shell (SSH)

- D. OCI Console
- E. Command-line Interface
- F. Remote Desktop Protocol (RDP)
- G. Serial console connection

Answer: A, D, E

Explanation:

You can create and manage resources in the following ways:

Oracle Cloud Infrastructure Console

The Console is an intuitive, graphical interface that lets you create and manage your instances, cloud networks, and storage volumes, as well as your users and permissions. See [Using the Console](#).

Oracle Cloud Infrastructure APIs

The Oracle Cloud Infrastructure APIs are typical REST APIs that use HTTPS requests and responses. See [API Requests](#).

SDKs

Several Software Development Kits are available for easy integration with the Oracle Cloud Infrastructure

APIs, including SDKs for Java, Ruby, and Python. For more information, see [Developer Resources](#).

Command Line Interface (CLI)

You can use a command line interface with some services. For more information, see [Developer Resources](#).

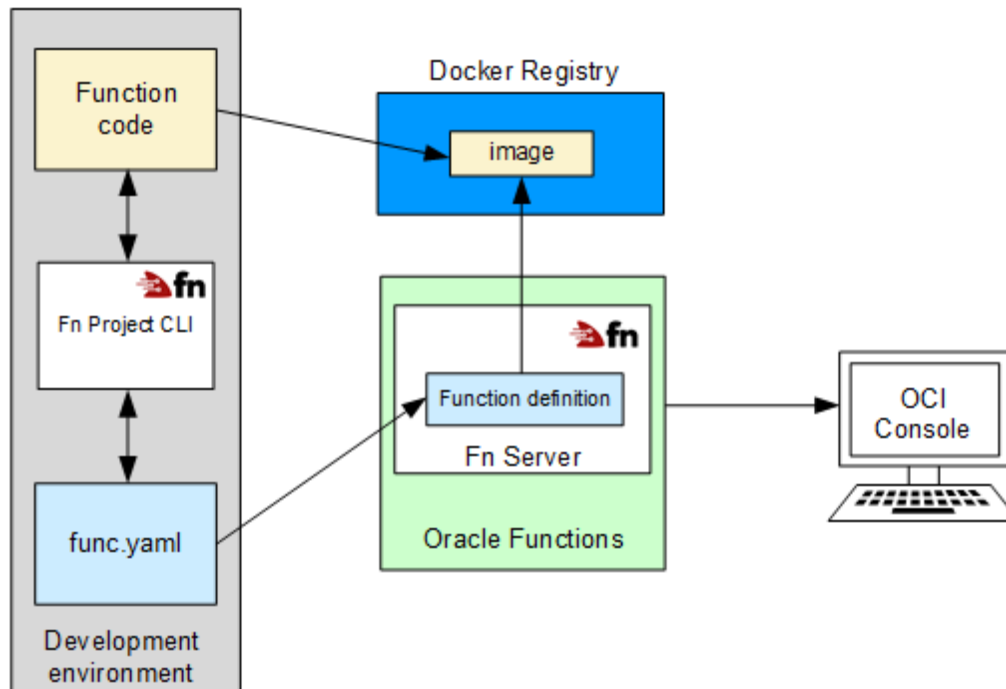
Terraform

Oracle supports Terraform. Terraform is "infrastructure-as-code" software that allows you to define your infrastructure resources in files that you can persist, version, and share. For more information, see [Getting Started with the Terraform Provider](#).

Ansible Oracle supports the use of Ansible for cloud infrastructure provisioning, orchestration, and configuration management. Ansible allows you to automate configuring and provisioning your cloud infrastructure, deploying and updating software assets, and orchestrating your complex operational processes. For more information, see [Getting Started with Ansible for Oracle Cloud Infrastructure](#).

Resource Manager

Resource Manager is an Oracle Cloud Infrastructure service that allows you to automate the process of provisioning your Oracle Cloud Infrastructure resources. It helps you install, configure, and manage resources using the "infrastructure-as-code" model. For more information, see [Overview of Resource Manager](#).



Reference:

https://docs.cloud.oracle.com/en-us/iaas/pdf/gsg/OCI_Getting_Started.pdf

Question: 5

Which CANNOT be used with My Oracle Support (MOS)?

- A. Add or change a tenancy administrator
- B. Request a Service Limit increase
- C. Reset the password or unlock the account for the tenancy administrator
- D. Troubleshoot your resources in an Oracle Cloud Infrastructure Free Trial account

Answer: D

Explanation:

Open a support service request with MOS option is available to paid accounts. Customers using only Always Free resources are not eligible for Oracle Support. Limited support is available to Free Tier accounts with Free Trial credits. After you use all of your credits or after your trial period ends (whichever comes first), you must upgrade to a paid account to access Oracle Support. If you choose not to upgrade and continue to use Always Free Services, you will not be eligible to raise a service request in My Oracle Support.

In addition to support for technical issues, use My Oracle Support if you need to:









- Reset the password or unlock the account for the tenancy administrator
- Add or change a tenancy administrator
- Request a service limit increase

Reference:


<https://docs.cloud.oracle.com/en-us/iaas/Content/GSG/Tasks/contactingsupport.htm>

For More Information – **Visit link below:**
<https://www.certsgrade.com/>

PRODUCT FEATURES

-  **100% Money Back Guarantee**
-  **90 Days Free updates**
-  **Special Discounts on Bulk Orders**
-  **Guaranteed Success**
-  **50,000 Satisfied Customers**
-  **100% Secure Shopping**
-  **Privacy Policy**
-  **Refund Policy**

16 USD Discount Coupon Code: NB4XKTMZ



Visit us at: <https://www.certsgrade.com/pdf/1z0-1085-23>