

# *College Admission*

*DANB-CDA  
Certified Dental Assistant Exam*

**Questions And Answers PDF Format:**

**For More Information – Visit link below:  
<https://www.certsgrade.com/>**

*Version = Product*



---

# Latest Version: 6.0

## Question: 1

As a healthcare professional, the dental assistant is a mandated reporter and is required by most states to report all of the following types of abuse EXCEPT:

- A. suspected child abuse.
- B. suspected bullying or verbal abuse.
- C. suspected elderly adult abuse.
- D. injuries or abuse from stabbing, assault, or rape.

**Answer: B**

Explanation:

When working as a dental assistant, one is required to report suspected cases of child abuse, older adult abuse, and any form of violence or injuries including assaults, rapes, and gunshots. It is not required to report verbal abuse or bullying to state officials. Although there may be information and literature on resources that can be given to patients regarding these subjects.

## Question: 2

When considering the placement of dental sealants, the dental assistant should avoid placing sealants on which type of teeth?

- A. A tooth next to a tooth that needs occlusal restorations.
- B. A newly erupted tooth.
- C. A fully erupted permanent tooth.
- D. A primary tooth that has roots that are partially resorbed.

**Answer: D**

Explanation:

When considering the placement of dental sealants, the dental assistant needs to avoid placing sealants on primary teeth that have roots that are partially resorbed. The reason is that these teeth will fall out in a short period of time and may not need sealants at this point. It is best to place sealants on a tooth when it first comes into the mouth to ensure that future decay can be avoided.

## Question: 3

When referring to the classification of dental cavities, Class I decay involves all of the following EXCEPT:

- A. fissures on premolars.
- B. fissures on molars.
- C. occlusal pits on premolars.
- D. occlusal pits on incisors.

**Answer: D**

Explanation:

Decay is classified in six categories depending on the location and extent of the decay. Class I decay is designated when there are pits and fissures present on posterior teeth but not on the incisal edge of the anterior teeth. If there are occlusal pits on the incisors, the decay would be designated as Class III.

### Question: 4

Which of the following products is used as a cavity liner due to its ability to protect the pulp from irritation and its compatibility with various types of restorative materials?

- A. Copalite.
- B. Mizzzy Flecks.
- C. Zinc phosphate.
- D. Calcium hydroxide.

**Answer: D**

Explanation:

Calcium hydroxide, otherwise known by its brand name Dycal, is a type of cavity liner that is commonly used during amalgam restorative procedures due to its ability to prevent pulp irritation, its compatibility with many types of restorative materials, and its ability to aid in the production of secondary dentin.

### Question: 5

Which gland does mumps, a viral infection, most often affect?

- A. Submandibular salivary gland.
- B. Parotid salivary gland.
- C. Sublingual salivary gland.
- D. Wharton's duct.

**Answer: B**

Explanation:

Mumps is a viral infection that spreads through the saliva and most infects the parotid salivary glands. The infection can cause the glands to swell to a large size and become quite painful. Mumps isn't seen very often because of the high rate of childhood vaccination against this infection.

### Question: 6

A patient requires a xenograft. Where is the grafted tissue to be taken from?

- A. Other areas of the patient's mouth.
- B. Other members of the family.
- C. Different animal species.
- D. Plants.

**Answer: C**

Explanation:

An autologous graft involves taking tissue from one area of a patient's mouth and transplanting it to another part. When tissue is taken from a living donor, regardless of whether they are family or unrelated, this is called an allogenic graft. A xenograft is when tissue is transplanted from one species of animal to another. Grafted tissue is generally not taken from plants.

### Question: 7

What is the normal, healthy amount of blood usually present in an adult body?

- A. 2 to 3 pints.
- B. b, 5 to 6 quarts.
- C. 3 gallons.
- D. 25 ounces.

**Answer: B**

Explanation:

The healthy human body will have an average of 5 to 6 quarts of blood in the body. This may vary slightly if there is a condition where blood loss occurs, but if the body is able to replace the blood on its own, the patient will be able to recuperate quickly. If too much is lost, the patient may need a blood transfusion to make up for the lost blood.

### Question: 8

Which statement is correct regarding the working end of an instrument?

- A. The working end of the instrument performs the intended function of the instrument.
- B. b, The working end of the instrument is the area that will be held in the hand.
- C. The working end of the instrument contains a rubber area that allows for the instrument to be gripped for ease of use.
- D. The working end of the instrument connects the handle to the shaft.

---

**Answer: A**

Explanation:

The working end of the instrument performs the intended function of the instrument. The dentist or assistant holds the handle, which is attached to the working end of the instrument by the shank. Sometimes, there is a grip or rubber area on the handle to make it easier for the dentist to hold the instrument.

### Question: 9

When working with dental waxes, which of the following is the best way to prevent distortion of the wax?

- A. Avoid extreme temperature changes during manipulation and storage.
- B. b, Manipulate the wax as often as possible to break the wax in.
- C. Ensure the wax is in its soft state for a long period of time.
- D. After the wax has been used, place it in a warm, dark place for storage.

**Answer: A**

Explanation:

To avoid distortion when handling wax, avoid extreme temperature changes during the manipulation and storage of wax products. The more a wax product is handled and manipulated, the more the wax is stressed, and the chances of distortion are higher. It is important to know what you want to do with the wax, and perform the task with as little manipulation as possible. Do not store wax in warm places with direct sunlight as this may cause the waxes to soften and distort.

### Question: 10

Which of the following statements best describes a scheduling matrix?

- A. The routine review of patients' charts and placement in an order according to the last scheduled appointment.
- B. The layout of a dental office's schedule accounting for the office hours and all days the office will be open and closed.
- C. An appointment scheduling system that allows for the longest appointments to have priority over shorter appointments during early-morning time slots.
- D. Away in which the dental software schedules patients based on account status.

**Answer: B**

Explanation:

A schedule matrix is an outline of the dental office's schedule. This matrix will have the days in which the dental office is open and closed and can be made available up to a year in the future. Any employee meetings, days off, or holidays can be listed in this schedule matrix. allowing for the scheduling staff to know when to make appointments for patients calling the office.

### Question: 11

---

When using the Universal numbering system, the maxillary left first molar is tooth number

- A. 30.
- B. 3.
- C. 14.
- D. 19.

**Answer: C**

Explanation:

When using the Universal numbering system, the maxillary left first molar is tooth number 14, the maxillary right first molar is tooth number 3, the mandibular left first molar is tooth number 19, and the mandibular right first molar is tooth number 30.

### Question: 12

Which of the following statements best describes how luting cement is applied to an item?

- A. A thin layer of cement is applied to the item prior to placing it in the mouth.
- B. This type of cement is formed into a ball and placed into the base of a restoration prior to placement.
- C. A restorative item is filled with this type of cement to allow for better adhesion.
- D. A viscous layer is applied to an item, light cured, and then placed onto the tooth.

**Answer: A**

Explanation:

When a luting type of cement is used in the oral cavity, it is typically used to cement a restoration onto a tooth. It is important to use only a thin layer of this type of cement. The dental assistant should lightly coat the restoration, place it onto the tooth, and then remove any excess cement. A large amount of luting cement does not need to be used as this will cause the dental assistant to have more cement to remove from the tooth and restoration, and does not enhance the adhesion of the cement.

### Question: 13

What is the most common cause of corrosion and staining on sterilized instruments, after autoclaving is complete?

- A. Instruments were not completely dried when placed in storage.
- B. Instruments were disinfected rather than autoclaved.
- C. Instruments were placed in a cassette prior to sterilization.
- D. Instruments were washed with soap and water, rinsed, and dried, before entering the autoclave.

**Answer: A**

Explanation:

---

Corrosion and staining occurs after sterilization because the initial instruments were not completely dried before being placed in storage. The pooled moisture from the autoclaving process is not allowed to evaporate through the drying cycle, and it collects near the instrument. This causes the instrument to steep in the pooled water, causing the corrosion and staining.

### Question: 14

What is the difference between a hemostat and a needle holder in a dental surgical setting?

- A. They hold surgical supplies during a surgical procedure.
- B. They are both able to be autoclaved.
- C. A hemostat has shorter beaks than does the needle holder.
- D. A needle holder has shorter beaks than does the hemostat.

**Answer: D**

Explanation:

A common difference, when comparing a needle holder and a hemostat, is noted when comparing the beaks of each instrument. The needle holder has beaks that are significantly shorter than those of the hemostat.

### Question: 15

When using the Federation Dentaire Internationale (FDI) System for identifying a specific tooth, the number is written first.

- A. tooth
- B. sextant
- C. quadrant
- D. maxillary arch

**Answer: A**









Explanation:

When referring to the use of the Federation Dentaire Internationale (FDI) system for identifying a specific tooth, the quadrant number is written first. When using the Universal/National System, the tooth number is written first. If required to identify an entire arch of teeth, either maxillary or mandibular, double digits would be used (according to the Federation Dentaire Internationale System).


---

For More Information – **Visit link below:**  
**<https://www.certsgrade.com/>**

## PRODUCT FEATURES

-  **100% Money Back Guarantee**
-  **90 Days Free updates**
-  **Special Discounts on Bulk Orders**
-  **Guaranteed Success**
-  **50,000 Satisfied Customers**
-  **100% Secure Shopping**
-  **Privacy Policy**
-  **Refund Policy**

**16 USD Discount Coupon Code: **NB4XKTMZ****



Visit us at <https://www.certsgrade.com/pdf/danb-cda/>