

SAS Institute

A00-470

**SAS Certified Specialist - Visual Business Analytics Using
SAS Viya**

Questions And Answers PDF Format:

**For More Information – Visit link below:
<https://www.certsgrade.com/>**

Version = **Product**



Latest Version: 6.0

Question: 1

A report designer configures a list control to filter another list control using two-way automatic actions. The designer should add the two list controls to which area of the report?

Response:

- A. Report controls
- B. Report canvas
- C. Page properties

Answer: B

Question: 2

Which option CANNOT be added to a scatter plot or heat map?

Response:

- A. Linear
- B. Quadratic
- C. Cubic
- D. Exponential

Answer: D

Question: 3

Which object supports adding a sparkline?

Response:

- A. Crosstab
- B. Time series plot
- C. Line chart
- D. List table

Answer: D

Question: 4

What happens when a report page is duplicated?

Response:

- A. All objects, interactions, and page prompts are duplicated.
- B. All page prompts are moved to the report prompt area.
- C. The duplicated page is converted to a hidden page.
- D. Interactions used in the page are NOT duplicated.

Answer: A

Question: 5

What type of data items are required to create a dual axis bar-line chart?

Response:

- A. one category and one measure
- B. two categories
- C. two measures
- D. one category and two measures

Answer: D

Question: 6

Which statement is TRUE about report alerts?

Response:

- A. Alert notifications can be sent to subscribers via email.
- B. Alert notifications are only sent to the user that created the alert.
- C. Alert notifications are only sent when the report is open.
- D. Alerts can be set on an individual object and the entire report.

Answer: A

Question: 7

Refer to the exhibit:



When creating a report, which pane do you use to change the values displayed in the parentheses?

Response:

- A. Objects
- B. Roles
- C. Options
- D. Rules

Answer: B

Question: 8

When working with the text topics object, what must the report designer set in order to use it in a report?

Response:

- A. Category
- B. Measure
- C. Sentiment collection
- D. Unique row identifier

Answer: D

Question: 9

A report designer can change the data source for a report. Which statement is true when the new data source is selected?









Response:

- A. Data roles do not need to be updated with data items from the new data source.
- B. Data roles for category classifications need to be updated with new data items.
- C. Data roles for control objects need to be updated with new data items.
- D. Data roles for data items that do not have the same name and classification need to be updated.


Answer: D

For More Information – **Visit link below:**
<https://www.certsgrade.com/>

PRODUCT FEATURES

-  **100% Money Back Guarantee**
-  **90 Days Free updates**
-  **Special Discounts on Bulk Orders**
-  **Guaranteed Success**
-  **50,000 Satisfied Customers**
-  **100% Secure Shopping**
-  **Privacy Policy**
-  **Refund Policy**

16 USD Discount Coupon Code: NB4XKTMZ



Visit us at: <https://www.certsgrade.com/pdf/a00-470>