

SAP

C_HANADEV_18

SAP Certified Development Associate - SAP HANA 2.0 SPS06

Questions And Answers PDF Format:

For More Information – Visit link below:

<https://www.certsgrade.com/>

Version = Product



Latest Version: 6.1

Question: 1

Which SAP HANA system views contain information about the object ownership? There are 2 correct answers to this question.

- A. SCHEMAS
- B. TABLES
- C. OBJECTS
- D. ROLES

Answer: A, D

Explanation:

The SAP HANA system views that contain information about the object ownership are SCHEMAS and ROLES. The SCHEMAS view provides information about the schemas in the database, including the owner of each schema¹. The ROLES view provides information about the roles in the database, including the owner of each role². The object ownership indicates who has the right to grant or revoke privileges on the object, or to alter or drop the object³.

The other two options, TABLES and OBJECTS, do not contain information about the object ownership. The TABLES view provides information about the tables in the database, but not the owner of each table⁴. The OBJECTS view provides information about the objects in the database, such as views, procedures, functions, etc., but not the owner of each object⁵. Reference: 1: SCHEMAS System View | SAP Help Portal 2: ROLES System View | SAP Help Portal 3: Object Ownership | SAP Help Portal 4: TABLES System View | SAP Help Portal 5: OBJECTS System View | SAP Help Portal

Question: 2

You create an SAP HANA extended application services, advanced model (XS advanced) multi-target application. What does the mta.xml file contain?

Please choose the correct answer.

- A. The plugin name and version for every supported file suffix
- B. The application router description with the authentication methods and access routes
- C. The Node.js package definition with dependencies and initial run configurations
- D. The application global elements, modules, resources, properties, and parameters

Answer: D

Explanation:

The mta.xml file is the main descriptor file for a multi-target application (MTA). It defines the application global elements, such as ID, version, provider, and schema version. It also defines the modules, which

are the components of the application that provide specific functionality, such as a database module, a Node.js module, or an HTML5 module. Each module has a name, a type, a path, and a list of required dependencies. The mta.xml file also defines the resources, which are the shared services or configurations that the modules can consume, such as a user-provided service, an SAP HANA database, or an SAP HANA HDI container. Each resource has a name, a type, and optional parameters. The mta.xml file also defines the properties and parameters, which are the key-value pairs that can be used to configure the modules and resources, such as the host, port, or credentials. The properties and parameters can be defined globally, per module, or per resource¹².

The other options are not correct because they are not part of the mta.xml file, but rather of other files or components of the MTA. The plugin name and version for every supported file suffix are defined in the .che file, which is the configuration file for the SAP Web IDE³. The application router description with the authentication methods and access routes are defined in the xs-app.json file, which is the configuration file for the application router, a Node.js module that provides a single entry point and routing mechanism for the MTA. The Node.js package definition with dependencies and initial run configurations are defined in the package.json file, which is the configuration file for the Node.js module that contains the application logic and business services. Reference:

SAP HANA Platform, Developing Applications with SAP HANA Cloud Platform, Developing Multi-Target Applications

SAP HANA Platform, SAP HANA Extended Application Services, Advanced Model, Developing and Deploying Applications, Descriptor Files, mta.xml

SAP HANA Platform, Developing Applications with SAP HANA Cloud Platform, Developing Multi-Target Applications, Descriptor Files, .che

[SAP HANA Platform], SAP HANA Extended Application Services, Advanced Model, Developing and Deploying Applications, Descriptor Files, xs-app.json

[SAP HANA Platform], SAP HANA Extended Application Services, Advanced Model, Developing and Deploying Applications, Descriptor Files, package.json

Question: 3

What are some of the advantages of SQLScript compared to plain SQL queries? There are 2 correct answers to this question.

- A. It enables modular parameterized programming.
- B. It increases performance by parallel execution of complex SQL statements.
- C. It contains a well-defined ANSI standard.
- D. It retrieves a high data volume from a database.

Answer: A, B

Explanation:

SQLScript is a scripting language that extends the SQL standard and allows you to implement application logic in the database layer. Some of the advantages of SQLScript compared to plain SQL queries are: It enables modular parameterized programming, which means you can define reusable functions and procedures with input and output parameters, local variables, and control structures. This allows you to write more structured, maintainable, and testable code.

It increases performance by parallel execution of complex SQL statements, which means you can

leverage the parallel processing capabilities of SAP HANA and reduce the data transfer between the database and the application layer. SQLScript also supports data-intensive operations such as table functions, cursors, and dynamic SQL.

The other options are not correct because:

It does not contain a well-defined ANSI standard, as SQLScript is a proprietary extension of SQL that is specific to SAP HANA. However, SQLScript is compatible with the SQL standard and supports most of the SQL features and syntax.

It does not retrieve a high data volume from a database, as SQLScript is designed to process data in the database layer and return only the relevant results to the application layer. SQLScript follows the principle of “push-down” computation, which means it minimizes the data transfer and maximizes the performance.

Reference:

SAP HANA SQL and System Views Reference, Chapter 1, Section 1.1

SAP HANA SQLScript Reference, Chapter 1, Section 1.1

SAP HANA Developer Guide for SAP HANA Web IDE, Chapter 4, Section 4.1

Question: 4

You developed a multi-target application that contains only a database module. Which environment are the runtime objects created in? Please choose the correct answer.

- A. Java Runtime Environment (JRE)
- B. SAP HANA Runtime Tools (HRTT)
- C. SAP Web IDE for SAP HANA
- D. HANA Deployment Infrastructure Container

Answer: D

Explanation:

A multi-target application (MTA) is a single application that consists of multiple modules that are developed using different technologies and designed to run on different target runtime environments. A database module is a module that contains database artifacts, such as tables, views, procedures, or functions, that are deployed to a SAP HANA database. A HANA Deployment Infrastructure (HDI) container is a logical grouping of database objects that are isolated from other containers and schemas in the same database. An HDI container has its own technical user, roles, and privileges, and can be accessed only through a service binding. When a database module is built, the SAP Web IDE for SAP HANA or the SAP Business Application Studio automatically creates an HDI container and binds it as a resource to the database module. It also creates the runtime objects, such as physical tables or views, in the schema associated with the HDI container. Therefore, the runtime objects of a database module are created in the HDI container, which is the correct answer. The other options are incorrect because they are not the environments where the runtime objects of a database module are created. The Java Runtime Environment (JRE) is a software environment that provides the minimum requirements for executing a Java application. The SAP HANA Runtime Tools (HRTT) are a set of tools that enable developers to create, run, and debug SAP HANA native applications in Eclipse. The SAP Web IDE for SAP HANA is a web-based development environment that supports the development of MTA projects and modules.

Reference:

SAP HANA Platform 2.0 SPS06: Developing Multitarget Applications, Section 1.1

SAP HANA Platform 2.0 SPS06: SAP HANA Deployment Infrastructure, Section 1

SAP HANA Platform 2.0 SPS06: SAP HANA Database Application Development, Section 2.1

SAP HANA Platform 2.0 SPS06: SAP HANA Database Application Development, Section 2.2

SAP HANA Platform 2.0 SPS06: SAP HANA Database Application Development, Section 2.3

SAP Business Application Studio Multitarget Application (MTA) development toolkit, Section 2

Question: 5

You work on a multi-target application that uses the SAP HANA Deployment Infrastructure (HDI). Which operations can you perform in the SAP Web IDE for SAP HANA?

There are 2 correct answers to this question.

- A. Create objects in the SAP HANA repository.
- B. Deploy HTML5 modules to the SAP HANA database.
- C. Choose the supported SAP HANA versions.
- D. Configure the artifact namespaces.

Answer: B D

Explanation:

The SAP Web IDE for SAP HANA is a web-based development tool that allows you to create and manage multi-target applications (MTAs) that use the SAP HANA Deployment Infrastructure (HDI). HDI is a service layer that enables you to deploy database development artifacts to HDI containers, which are isolated schemas that represent runtime objects. Some of the operations that you can perform in the SAP Web IDE for SAP HANA are:

Deploy HTML5 modules to the SAP HANA database: HTML5 modules are web applications that run on the XS advanced runtime and can access HDI containers via service bindings. You can create, edit, test, and deploy HTML5 modules from the SAP Web IDE for SAP HANA using the MTA development perspective and the build and run commands. You can also use the HTML5 module template wizard to generate a basic HTML5 module with the required configuration files and dependencies.

Configure the artifact namespaces: Artifact namespaces are prefixes that are added to the names of the database artifacts that are deployed to the HDI containers. They help to avoid name conflicts and to organize the artifacts in a logical way. You can configure the artifact namespaces in the SAP Web IDE for SAP HANA by editing the .hdiconfig file in the db module of your MTA project. You can also use the namespace template wizard to generate a .hdiconfig file with a default namespace.

The following operations are not possible or not recommended in the SAP Web IDE for SAP HANA:

Create objects in the SAP HANA repository: The SAP HANA repository is a legacy feature that was used to store and manage design-time artifacts in SAP HANA 1.0. It has been deprecated since SAP HANA 2.0 SPS 02 and replaced by HDI. Therefore, you should not create objects in the SAP HANA repository, but rather use HDI containers and the SAP Web IDE for SAP HANA to develop and deploy database artifacts.

Choose the supported SAP HANA versions: The SAP Web IDE for SAP HANA does not allow you to choose the supported SAP HANA versions for your MTA project. The supported SAP HANA versions depend on the HDI version and the SAP HANA Cloud Platform, which are determined by the target environment

where you deploy your MTA project. You can check the compatibility of the HDI version and the SAP HANA Cloud Platform in the SAP HANA Deployment Infrastructure Reference.









Reference:

[SAP HANA Deployment Infrastructure Reference], Chapter 5: HDI with XS Advanced, Section 5.1: Developing with the SAP Web IDE for SAP HANA, pp. 101-106.

[SAP HANA Platform Documentation], SAP HANA Developer Guide for SAP HANA XS Advanced Model, Chapter 4: Developing HTML5 Applications, Section 4.1: Developing HTML5 Applications Using SAP Web IDE for SAP HANA, pp. 77-82.

For More Information – **Visit link below:**
<https://www.certsgrade.com/>

PRODUCT FEATURES

-  **100% Money Back Guarantee**
-  **90 Days Free updates**
-  **Special Discounts on Bulk Orders**
-  **Guaranteed Success**
-  **50,000 Satisfied Customers**
-  **100% Secure Shopping**
-  **Privacy Policy**
-  **Refund Policy**

16 USD Discount Coupon Code: **NB4XKTMZ**

