

CWNP CWDP-304

CWNP Wireless Design Professional (CWDP)

Questions And Answers PDF Format:

For More Information – Visit link below:

<https://www.certsgrade.com/>

Version = Product



Latest Version: 8.0

Question: 1

What type of design document usually results in a BOM?

Response:

- A. HLD
- B. RF Survey
- C. LLD
- D. CRD

Answer: C

Question: 2

You are part of the implementation team and you notice the equipment arrived with a newer firmware than the one specified in the design documentation. What course of action do you choose?

Response:

- A. Use the newer software version.
- B. Let the document author(s) know a new one is available.
- C. Downgrade it to the one specified.
- D. Assume the design document is out of date.

Answer: C

Question: 3

Which document provided to your customer should include all devices and parts that are going to be used during the deployment of their WLAN infrastructure?

Response:

- A. SoW
- B. BoM
- C. Design report
- D. Project plan

Answer: B

Question: 4

What two authentication types were specified in the original 802.11 specification?
(Choose all that apply.)

Response:

- A. 802.1X/EAP
- B. WPA/WPA2-Personal
- C. Open authentication
- D. WEP authentication
- E. Shared key authentication

Answer: C,E

Question: 5

What kind of site survey helps you identify if roaming is working as designed?

Response:

- A. Passive
- B. Predictive
- C. Active
- D. Spectrum analysis walkthrough

Answer: A

Question: 6

As a general design practice, what minimum PHY rate is recommended to ensure VOWLAN quality?

Response:

- A. 11 Mbps
- B. 18 Mbps
- C. 24 Mbps
- D. 36 Mbps
- E. 54 Mbps

Answer: C

Question: 7

What kind of antenna results in a nearly circular pattern on the azimuth chart but a very flat donut shape on the elevation chart?

Response:

- A. High gain omni-directional
- B. 20 degree vertical yagi
- C. 120 degree horizontal sector
- D. 60 degree horizontal patch

Answer: A

Question: 8

What architecture suffers the biggest limitation for sharing control information across APs?

Response:

- A. Independent autonomous
 - B. Controller
 - C. Distributed
 - D. Centralized
- Cooperative autonomous

Answer: A

Question: 9

When implementing WLAN security according to common best practices, what feature should be enabled when configuring an EAP type?

Response:

- A. The "Use WEP if RADIUS server unavailable" option
- B. The "Validate server certificate" option
- C. The "Trusted Root Certification Authorities" list
- D. The "Do not prompt user to authorize new servers or trusted certification authorities" option

Answer: B

Question: 10

Which EAP type does the supplicant send to request a different EAP type?

Response:

- A. Reject
- B. Logoff
- C. NAK
- D. EAPOL Start

Answer: C

Question: 11

You have initiated a site survey to be performed and the team has been onsite and is halfway through gathering the necessary data.

The project sponsor just asked you to make sure the WLAN supports radio frequency identification (RFID) location tracking. How would you possibly characterize this situation?

Response:

- A. Scope creep has occurred.
- B. Any WLAN will support location tracking.
- C. The 802.3af RTLS standard should be incorporated into the AP configuration.
- D. The 802.11g standard incorporates location tracking.
- E. The power requirements on the UPS need to be evaluated.

Answer: A

Question: 12

Given: You are evaluating the theoretical and real-world RF gain benefits of transmit and receive features introduced by 802.11 with MIMO. This exercise allows you to quantify the feature's value in a real-world environment.

What is the maximum theoretical signal gain of chip-based TxBF and MRC (as features) when compared to the same AP using only a single antenna for transmit and receive (effectively simulating a 1x1 chip)?

Response:

- A. 2 Rx or Tx chains = 3 dBi gain
- 3 Rx or Tx chains = approx 5 dBi gain

- 4 Rx or Tx chains = 6 dBi gain
- B. 2 Rx or Tx chains = 1 dBi gain
- 3 Rx or Tx chains = 2 dBi gain
- 4 Rx or Tx chains = 3 dBi gain
- C. 2 Rx or Tx chains = 3 dBi gain
- 3 Rx or Tx chains = 6 dBi gain
- 4 Rx or Tx chains = 9 dBi gain
- D. 2 Rx or Tx chains = approx 4-6.5 dBi gain
- 3 Rx or Tx chains = approx 7-10 dBi gain
- 4 Rx or Tx chains = approx 10-12 dBi gain

Answer: A

Question: 13

Which DHCP option, when required, should be configured and enabled to help APs locate their wireless LAN controller?

Response:

- A. 150
- B. 62
- C. 43
- D. 22

Answer: C

Question: 14

A customer wanted an outdoor bridge installation between two buildings. They specified frequencies that need to be avoided beforehand.

Once the system was installed, they asked why they didn't have coverage for their laptop outside between the buildings. What went wrong?

Response:

The antennas have too much gain, thus not allowing enough vertical coverage.

- A. There was a failure to gather all the customer requirements.
- B. The technical specifications of the equipment were not properly understood.
- C. The bridge link is not serving DHCP addresses to the laptop.
- D. The bridge laser alignment flux capacitor needs bananas.

Answer: A

Question: 15

What agenda items should you cover during the kick-off meeting?
(Choose all that apply.)









Response:

- A. Building construction
- B. Explanation of survey process
- C. Areas of difficult AP installation
- D. Review of customer requirements

Answer: B,D

For More Information – **Visit link below:**
<https://www.certsgrade.com/>

PRODUCT FEATURES

-  **100% Money Back Guarantee**
-  **90 Days Free updates**
-  **Special Discounts on Bulk Orders**
-  **Guaranteed Success**
-  **50,000 Satisfied Customers**
-  **100% Secure Shopping**
-  **Privacy Policy**
-  **Refund Policy**

16 USD Discount Coupon Code: NB4XKTMZ

