

# Microsoft MB-500

**Microsoft Dynamics 365: Finance and Operations Apps  
Developer**

**Questions And Answers PDF Format:**

**For More Information – Visit link below:  
<https://www.certsgrade.com/>**

*Version* = Product



# Latest Version: 24.1

## Question: 1

### HOTSPOT

You need to configure security for the CashDisc form.

What changes should you make? To answer, select the appropriate options in the answer area.

NOTE: Each correct selection is worth one point.

#### Account

#### Action

Accounts Payable Manager

	▼
Duplicate the role and modify the existing privilege entry point access.	
Create a new duty and privilege and add both to the role.	
Run the security tool and validate access for the role.	

Accounts Payable Clerk

	▼
Create a new role for the AP clerk and restrict delete access for the CashDisc form.	
Create a new duty and add the existing privilege and add duty to the role.	

**Answer:**

#### Account

#### Action

Accounts Payable Manager

	▼
Duplicate the role and modify the existing privilege entry point access.	
Create a new duty and privilege and add both to the role.	
Run the security tool and validate access for the role.	

Accounts Payable Clerk

	▼
Create a new role for the AP clerk and restrict delete access for the CashDisc form.	
Create a new duty and add the existing privilege and add duty to the role.	

## Question: 2

You have an enumeration named truckStatus that has the following statuses:

Empty

Loaded

Completed

You have the following code:

```
switch (trunkTable.TruckStatus)
{
    case TruckStatus::Empty:
        Info("1");
        break;
    case TruckStatus::Loaded:
        Info("2");
        break;
    case TruckStatus::Completed:
        Info("3");
        break;
}
```

You need to add the following statuses to the enumeration: Quarantine, InTransit  
What should you do?

- A. Add a new case statement in the model of the existing code,
- B. Add a post handler to the method that checks the enumeration and logic for your new enumeration values using the enumeration value.
- C. Add a post handler to the method that checks the enumeration and logic for your new enumeration values using the integer value of the enumeration.
- D. Add a post handler to the method that checks the enumeration and logic for your new enumeration values using a range comparison for your new values.

**Answer: B**

### Question: 3

You need to update the CashDisc report to meet the requirements.  
What should you do?

- A. Customize the existing CashDisc report in the overlaying model and add the new field to the design.
- B. Extend the existing CashDisc report in the extension model and add the new field to the design.
- C. Duplicate the existing CashDisc report in the extension model and add the new field to the design.
- D. Delete the existing CashDisc report in the extension model and create a new report.

**Answer: B**

### Question: 4

You need to configure models for the project.  
What are two possible ways to achieve the goal? Each correct answer presents a complete solution.  
NOTE: Each correct selection is worth one point.

- A. Overlay the existing FinanceExt model and populate the solution definition.
- B. Modify the DefaultModelForNewProject setting in the DefaultConfig.xml file and name the model FinanceExt.
- C. Create a new model that extends the existing FinanceExt model.
- D. Extend the existing FinanceExt model and populate the project model definition.

**Answer: A,D**

Explanation:

<https://www.google.com/amp/s/robocode.onl/d365-set-default-model-for-new-projects/amp/>

## Question: 5

### HOTSPOT

You need to modify the CashDisc form to meet the requirements.

Which objects should you use? To answer, select the appropriate options in the answer area.

NOTE: Each correct selection is worth one point.

#### Action

Create the following object on the CashDisc table:

	▼
duplicate	
extension	
inheritance	
overlaying	

Add a

	▼
relation	
field	
display method	
field group	

to the table and then add the object to an existing

	▼
index	
field group	
map	
relation	

Restore the

	▼
design	
data source	
form parts	
form methods	

of the CashDisc form.

**Answer:**

### Action

Create the following object on the CashDisc table:

	▼
duplicate	
extension	
inheritance	
overlayering	

Add a

	▼
relation	
field	
display method	
field group	

to the table and then add the object to an existing

	▼
index	
field group	
map	
relation	

Restore the

	▼
design	
data source	
form parts	
form methods	

of the CashDisc form.

Explanation:

Scenario: CashDisc form

You must extend the CashDisc form to add a new field named MinimumInvoiceAmount to the form. You must add a new Extended Data Type to the extension model for the new field. The new field must be added above the discount method field. The field must display 10 characters.

Box 1: extension

To add a new field to an existing table, you must first create a table extension.

Box 2: field

Box 3: field group

Box 4: data source

Often, the information that is stored in existing tables doesn't satisfy customer requirements. Therefore, additional tables must be created, and data from those tables must be shown on pages.

You can add new data sources to existing forms through extension. Follow these steps.

In the extension model, create a form extension for the selected form.









Right-click the form extension, and then select New Data Source.

Reference:

<https://docs.microsoft.com/en-us/dynamics365/fin-ops-core/dev-itpro/extensibility/add-datasource>

For More Information – **Visit link below:**  
<https://www.certsgrade.com/>

## PRODUCT FEATURES

-  **100% Money Back Guarantee**
-  **90 Days Free updates**
-  **Special Discounts on Bulk Orders**
-  **Guaranteed Success**
-  **50,000 Satisfied Customers**
-  **100% Secure Shopping**
-  **Privacy Policy**
-  **Refund Policy**

**16 USD Discount Coupon Code: NB4XKTMZ**

