

Cisco 350-401

Implementing Cisco Enterprise Network Core Technologies

Questions And Answers PDF Format:

For More Information – Visit link below:

<https://www.certsgrade.com/>

Version = Product



Latest Version: 80.8

Question: 1

What are two benefits of YANG? (Choose two.)

- A. It enforces the use of a specific encoding format for NETCONF.
- B. It collects statistical constraint analysis information.
- C. It enables multiple leaf statements to exist within a leaf list.
- D. It enforces configuration semantics.
- E. It enforces configuration constraints.

Answer: C, E

Explanation:

YANG (Yet Another Next Generation) is a data modeling language used to model configuration and state data manipulated by the Network Configuration Protocol (NETCONF), one of the network management protocols. The benefits of YANG include:

Enabling multiple leaf statements within a leaf list ©: YANG allows for the definition of multiple 'leaf' elements within a 'leaf-list', which represents a sequence of list elements. This structure enables the modeling of multiple instances of a particular type of data.

Enforcing configuration constraints (E): YANG provides mechanisms to define constraints on the data that can be input, ensuring that the configuration data adheres to the defined schema. This includes mandatory fields, value ranges, and patterns that must be followed.

YANG's design allows for a vendor-neutral approach to defining the objects, data types, and their relationships when mapping device operational and configuration data to usable programmatic entities. This facilitates a unified and standardized method of representing network configurations, making it easier to manage and automate networks.

References: The explanation provided is based on the information from the Cisco official documentation on YANG, which outlines its primary benefits and use cases in network configuration and management.

Question: 2

DRAG DROP

Drag and drop the threat defense solutions from the left onto their descriptions on the right.

Umbrella	provides malware protection on endpoints
AMP4E	provides IPS/IDS capabilities
FTD	performs security analytics by collecting network flows
StealthWatch	protects against email threat vector
ESA	provides DNS protection

Answer:

AMP4E
FTD
StealthWatch
ESA
Umbrella

Question: 3

Refer to the exhibit.

```

aaa new-model
aaa authentication login default local-case enable
aaa authentication login ADMIN local-case
username CCNP secret Str0ngP@ssw0rd!
line 0 4
  login authentication ADMIN

```

An engineer must create a configuration that executes the show run command and then terminates the session when user CCNP logs in. Which configuration change is required?

- A. Add the access-class keyword to the username command
- B. Add the access-class keyword to the aaa authentication command

- C. Add the autocommand keyword to the username command
- D. Add the autocommand keyword to the aaa authentication command

Answer: C

Explanation:

The scenario requires that when the user 'CCNP' logs in, the 'show run' command is executed, and then the session is terminated immediately. This can be achieved by using the 'autocommand' keyword in the username command. The 'autocommand' keyword allows a specific command to be automatically executed after a user logs in. In this case, adding 'autocommand show run' to the 'username CCNP' command will execute the 'show run' command upon login and then log out the user.

References:

Implementing and Operating Cisco Service Provider Network Core Technologies (SPCOR) course material.

Cisco documentation on AAA (Authentication, Authorization, and Accounting) configuration.

Question: 4

Wireless users report frequent disconnections from the wireless network. While troubleshooting a network engineer finds that after the user a disconnect, the connection re-establishes automatically without any input required. The engineer also notices these message logs .

```
AP 'AP2' is down. Reason: Radio channel set. 6:54:04 PM
AP 'AP4' is down. Reason: Radio channel set. 6:44:49 PM
AP 'AP7' is down. Reason: Radio channel set. 6:34:32 PM
```

Which action reduces the user impact?

- A. increase the AP heartbeat timeout
- B. increase BandSelect
- C. enable coverage hole detection
- D. increase the dynamic channel assignment interval

Answer: C

Explanation:

Coverage hole detection is a feature in wireless networks that identifies areas where clients have poor signal quality or cannot connect to the network. By enabling this feature, the system can adapt by increasing power levels or making other adjustments to improve coverage, thus reducing the frequency of disconnections for users.

Question: 5

Refer to the exhibit.

```
Extended IP access list EGRESS
10 permit ip 10.1.100.0 0.0.0.255 10.1.2.0 0.0.0.255
20 deny ip any any
```

An engineer must modify the access control list EGRESS to allow all IP traffic from subnet 10.1.10.0/24 to 10.1.2.0/24. The access control list is applied in the outbound direction on router interface GigabitEthernet 0/1. Which configuration commands can the engineer use to allow this traffic without disrupting existing traffic flows?

A)

```
config t
ip access-list extended EGRESS
permit ip 10.1.10.0 255.255.255.0 10.1.2.0 255.255.255.0
```

B)

```
config t
ip access-list extended EGRESS
5 permit ip 10.1.10.0 0.0.0.255 10.1.2.0 0.0.0.255
```

C)

```
config t
ip access-list extended EGRESS2
permit ip 10.1.10.0 0.0.0.255 10.1.2.0 0.0.0.255
permit ip 10.1.100.0 0.0.0.255 10.1.2.0 0.0.0.255
deny ip any any
!
interface g0/1
no ip access-group EGRESS out
ip access-group EGRESS2 out
```

D)

```
config t
ip access-list extended EGRESS
permit ip 10.1.10.0 0.0.0.255 10.1.2.0 0.0.0.255
```

- A. Option A
- B. Option B
- C. Option C
- D. Option D

Answer: C

Explanation:









The configuration commands in option C correctly specify the source subnet as 10.1.10.0 with the wildcard mask 0.0.0.255 and the destination subnet as 10.1.2.0 with the wildcard mask 0.0.0.255. This

allows all IP traffic from the source subnet to the destination subnet as required. The commands are entered in the global configuration mode, modifying the existing EGRESS access control list without disrupting other traffic flows.

References: The information is based on the Implementing and Operating Cisco Service Provider Network Core Technologies (SPCOR) course

For More Information – **Visit link below:**
<https://www.certsgrade.com/>

PRODUCT FEATURES

-  **100% Money Back Guarantee**
-  **90 Days Free updates**
-  **Special Discounts on Bulk Orders**
-  **Guaranteed Success**
-  **50,000 Satisfied Customers**
-  **100% Secure Shopping**
-  **Privacy Policy**
-  **Refund Policy**

16 USD Discount Coupon Code: NB4XKTMZ

