

# **Salesforce Data-Architecture-And-Management-Designer**

## **Salesforce Certified Data Architecture and Management Designer (WI22)**

**Questions And Answers PDF Format:**

**For More Information – Visit link below:**  
**<https://www.certsgrade.com/>**

*Version* = **Product**



# Latest Version: 19.1

## Question: 1

Cloud Kicks has the following requirements:

- Their Shipment custom object must always relate to a Product, a Sender, and a Receiver (all separate custom objects).
- If a Shipment is currently associated with a Product, Sender, or Receiver, deletion of those records should not be allowed.
- Each custom object must have separate sharing models.

What should an Architect do to fulfill these requirements?

- A. Associate the Shipment to each parent record by using a VLOOKUP formula field.
- B. Create a required Lookup relationship to each of the three parent records.
- C. Create a Master-Detail relationship to each of the three parent records.
- D. Create two Master-Detail and one Lookup relationship to the parent records.

**Answer: B**

## Question: 2

Universal Containers (UC) is planning to move away from legacy CRM to Salesforce. As part of one-time data migration, UC will need to keep the original date when a contact was created in the legacy system. How should an Architect design the data migration solution to meet this requirement?

- A. After the data is migrated, perform an update on all records to set the original date in a standard CreatedDate field.
- B. Create a new field on Contact object to capture the Created Date. Hide the standard CreatedDate field using Field-Level Security.
- C. Enable "Set Audit Fields" and assign the permission to the user loading the data for the duration of the migration.
- D. Write an Apex trigger on the Contact object, before insert event to set the original value in a standard CreatedDate field.

**Answer: C**

## Question: 3

An architect has been asked to provide error messages when a future date is detected in a custom Birthdate\_c field on the Contact object. The client wants the ability to translate the error messages. What are two approaches the architect should use to achieve this solution? Choose 2 answers

- A. Implement a third -party validation process with translate functionality.
- B. Create a trigger on Contact and add an error to the record with a custom label.
- C. Create a workflow field update to set the standard ErrorMessage field.
- D. Create a validation rule and translate the error message with translation workbench.

**Answer: B, D**

### Question: 4

What is an advantage of using Custom metadata type over Custom setting?

- A. Custom metadata records are not copied from production to sandbox.
- B. Custom metadata types are available for reporting.
- C. Custom metadata records are deployable using packages.
- D. Custom metadata records are editable in Apex.

**Answer: C**

### Question: 5

Get Cloudy Consulting uses an invoicing system that has specific requirements. One requirement is that attachments associated with the Invoice\_c custom object be classified by Types (i.e., ""Purchase Order"", ""Receipt"", etc.) so that reporting can be performed on invoices showing the number of attachments grouped by Type.









What should an Architect do to categorize the attachments to fulfill these requirements?

- A. Add additional options to the standard ContentType picklist field for the Attachment object.
- B. Add a ContentType picklist field to the Attachment layout and create additional picklist options.
- C. Create a custom picklist field for the Type on the standard Attachment object with the values.
- D. Create a custom object related to the Invoice object with a picklist field for the Type.

**Answer: D**

For More Information – **Visit link below:**  
<https://www.certsgrade.com/>

## PRODUCT FEATURES

-  **100% Money Back Guarantee**
-  **90 Days Free updates**
-  **Special Discounts on Bulk Orders**
-  **Guaranteed Success**
-  **50,000 Satisfied Customers**
-  **100% Secure Shopping**
-  **Privacy Policy**
-  **Refund Policy**

**16 USD Discount Coupon Code: NB4XKTMZ**

